

TF **THE
FRONTEDGE
PARK**

Project by





GROUND FLOOR

VAPI-SILVASA HIGHWAY

24.00 MT WIDE DP ROAD

SHOP

01	26' 0" X 97' 0"
02	12' 3" X 88' 0"
03	12' 3" X 84' 0"
04	12' 3" X 81' 0"
05	12' 3" X 77' 7"
06	12' 3" X 74' 8"
07	12' 3" X 72' 6"
08	12' 3" X 70' 8"
09	12' 3" X 69' 0"
10	12' 3" X 67' 6"
11	12' 3" X 66' 4"
12	12' 3" X 65' 8"
13	12' 3" X 65' 3"
14 to 18	12' 3" X 65' 3"
19	29' 6" X 65' 9"
20	57' 0" X 12' 6"
21 to 27	57' 0" X 12' 3"
28,29	56' 8" X 12' 3"
30	57' 0" X 12' 3"
31	47' 7" X 30' 3"

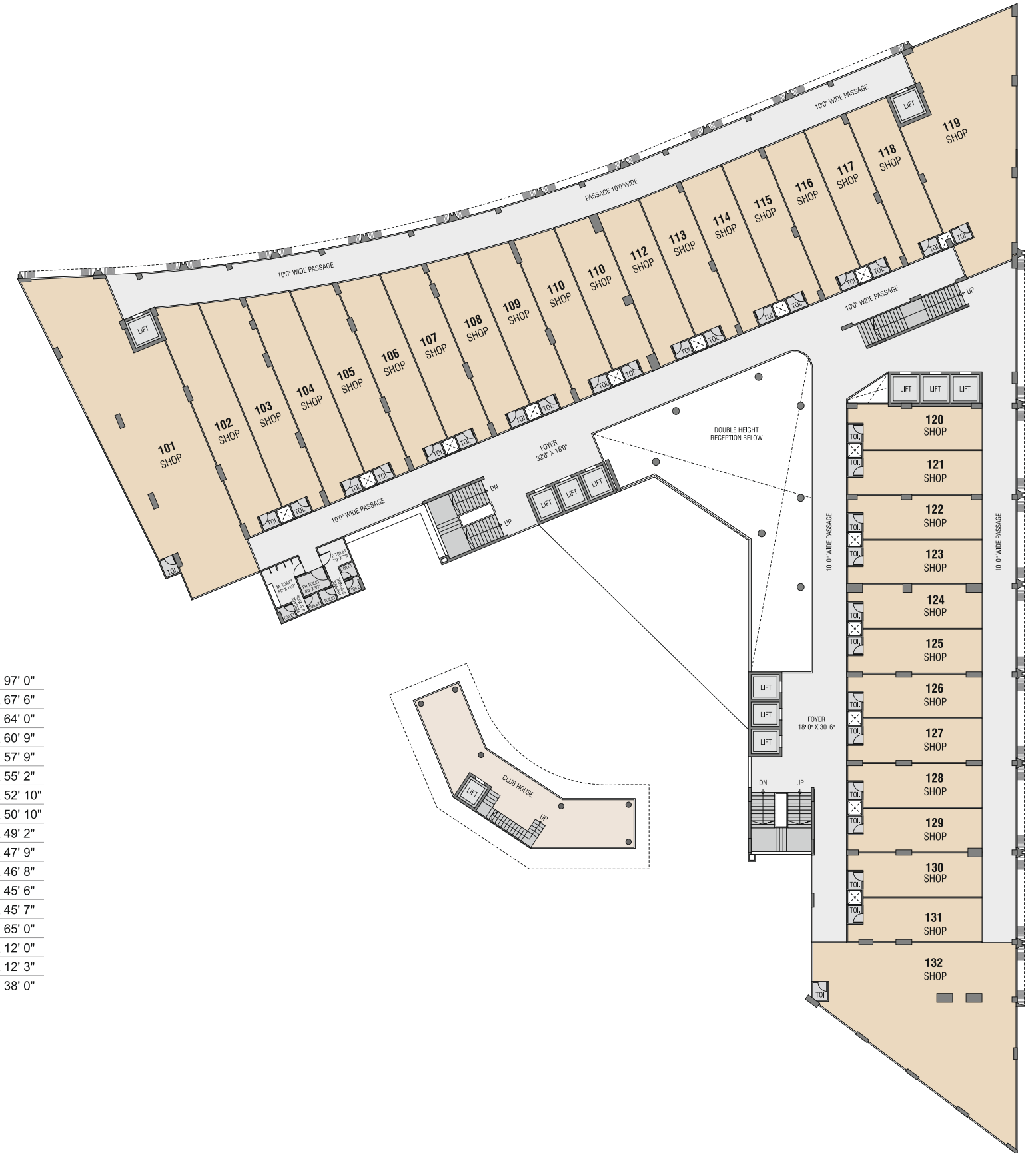


PLAN

BASEMENT



1ST FLOOR SHOP

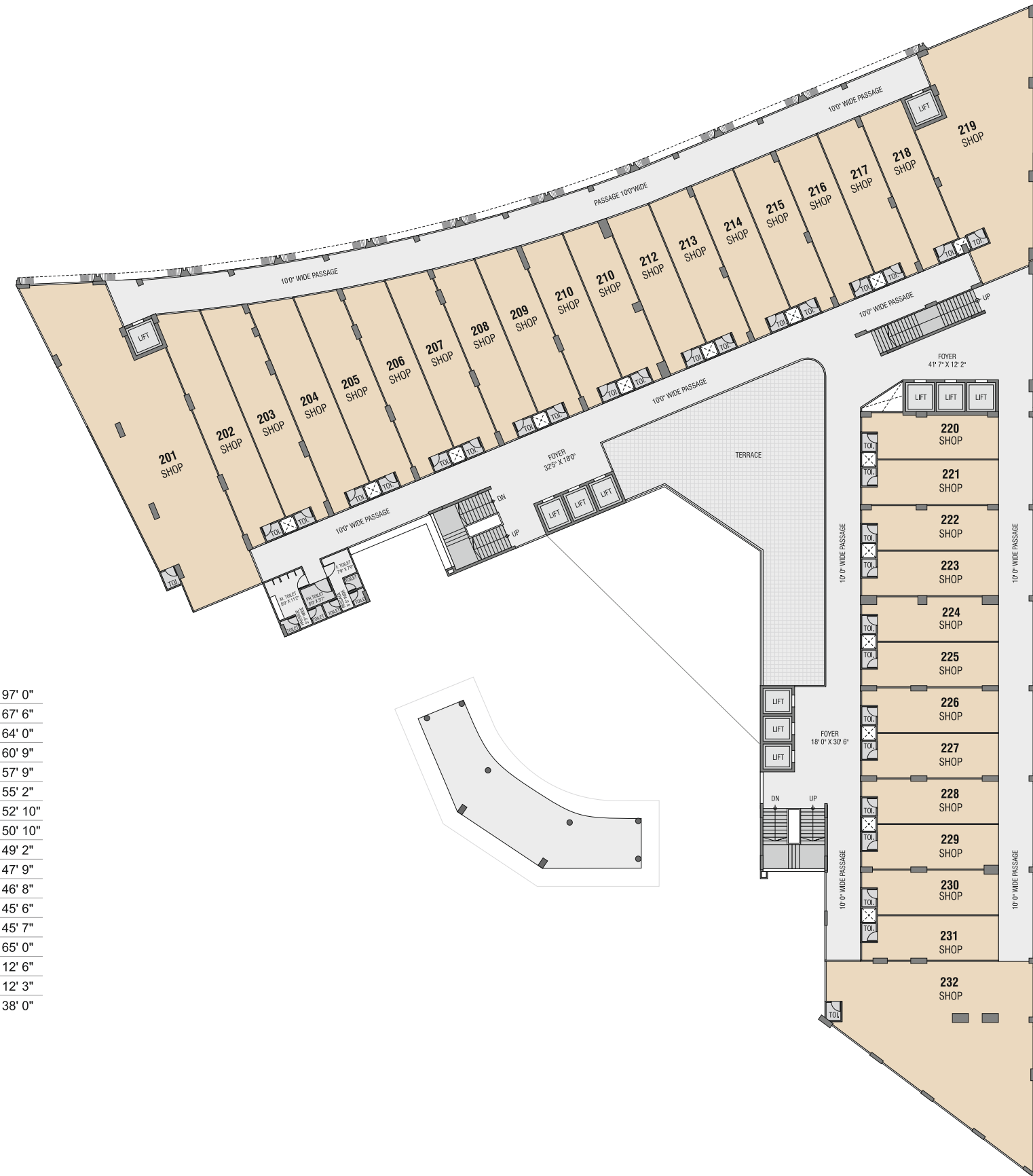


SHOP

101	26' 0" X 97' 0"
102	12' 3" X 67' 6"
103	12' 3" X 64' 0"
104	12' 3" X 60' 9"
105	12' 3" X 57' 9"
106	12' 3" X 55' 2"
107	12' 3" X 52' 10"
108	12' 3" X 50' 10"
109	12' 3" X 49' 2"
110	12' 3" X 47' 9"
111	12' 3" X 46' 8"
112	12' 3" X 45' 6"
113 to 118	12' 3" X 45' 7"
119	30' 0" X 65' 0"
120	37' 0" X 12' 0"
121 to 131	37' 0" X 12' 3"
132	57' 0" X 38' 0"



2ND FLOOR SHOP

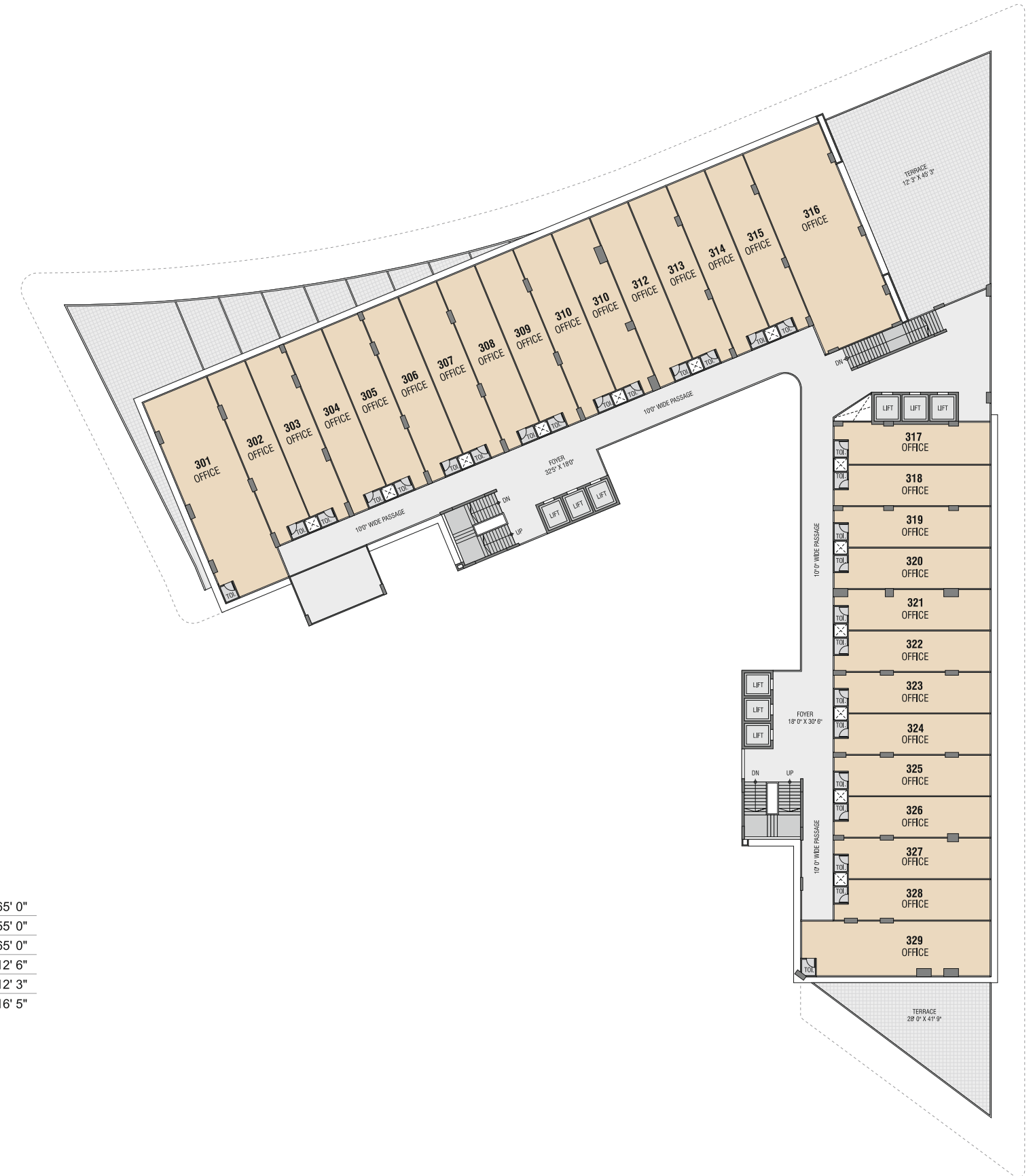


SHOP

201	26' 0" X 97' 0"
202	12' 3" X 67' 6"
203	12' 3" X 64' 0"
204	12' 3" X 60' 9"
205	12' 3" X 57' 9"
206	12' 3" X 55' 2"
207	12' 3" X 52' 10"
208	12' 3" X 50' 10"
209	12' 3" X 49' 2"
210	12' 3" X 47' 9"
211	12' 3" X 46' 8"
212	12' 3" X 45' 6"
213 to 218	12' 3" X 45' 7"
219	30' 0" X 65' 0"
220	37' 0" X 12' 6"
221 to 231	37' 0" X 12' 3"
232	57' 0" X 38' 0"

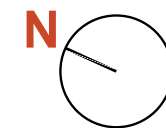


3RD FLOOR OFFICE



OFFICE

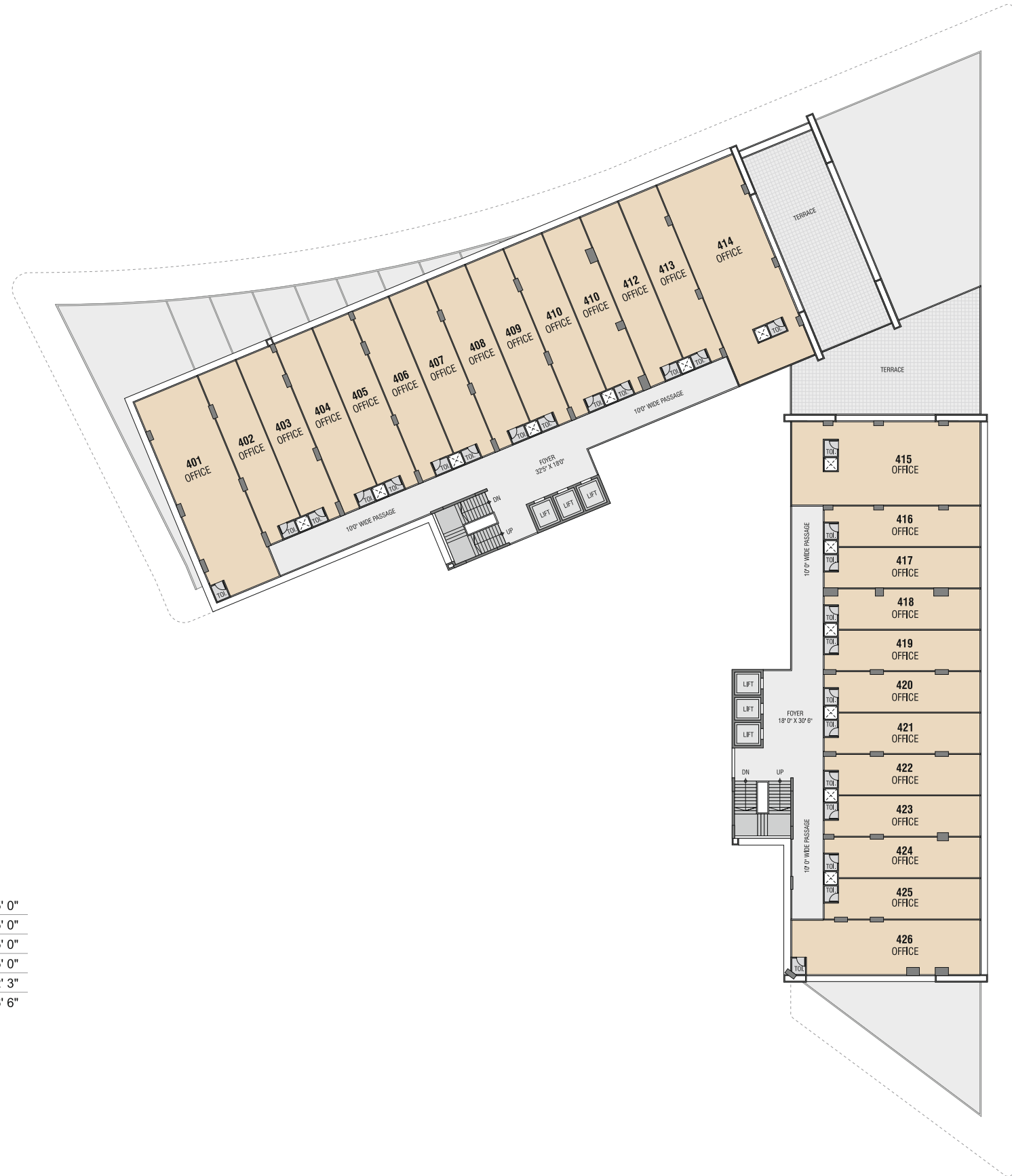
301	20' 3" X 65' 0"
302 to 315	12' 3" X 55' 0"
316	25' 0" X 65' 0"
317	47' 0" X 12' 6"
318 to 328	47' 0" X 12' 3"
329	57' 0" X 16' 5"



4TH FLOOR OFFICE



5TH FLOOR OFFICE



OFFICE

401	20' 3" X 65' 0"
402 to 413	12' 3" X 55' 0"
414	25' 0" X 65' 0"
415	57' 0" X 25' 0"
416 to 425	47' 0" X 12' 3"
426	57' 0" X 16' 6"



OFFICE

501	20' 3" X 65' 0"
502 to 511	12' 3" X 55' 0"
512	24' 6" X 65' 0"
513	57' 0" X 25' 0"
514 to 521	47' 0" X 12' 3"
522	57' 0" X 16' 6"



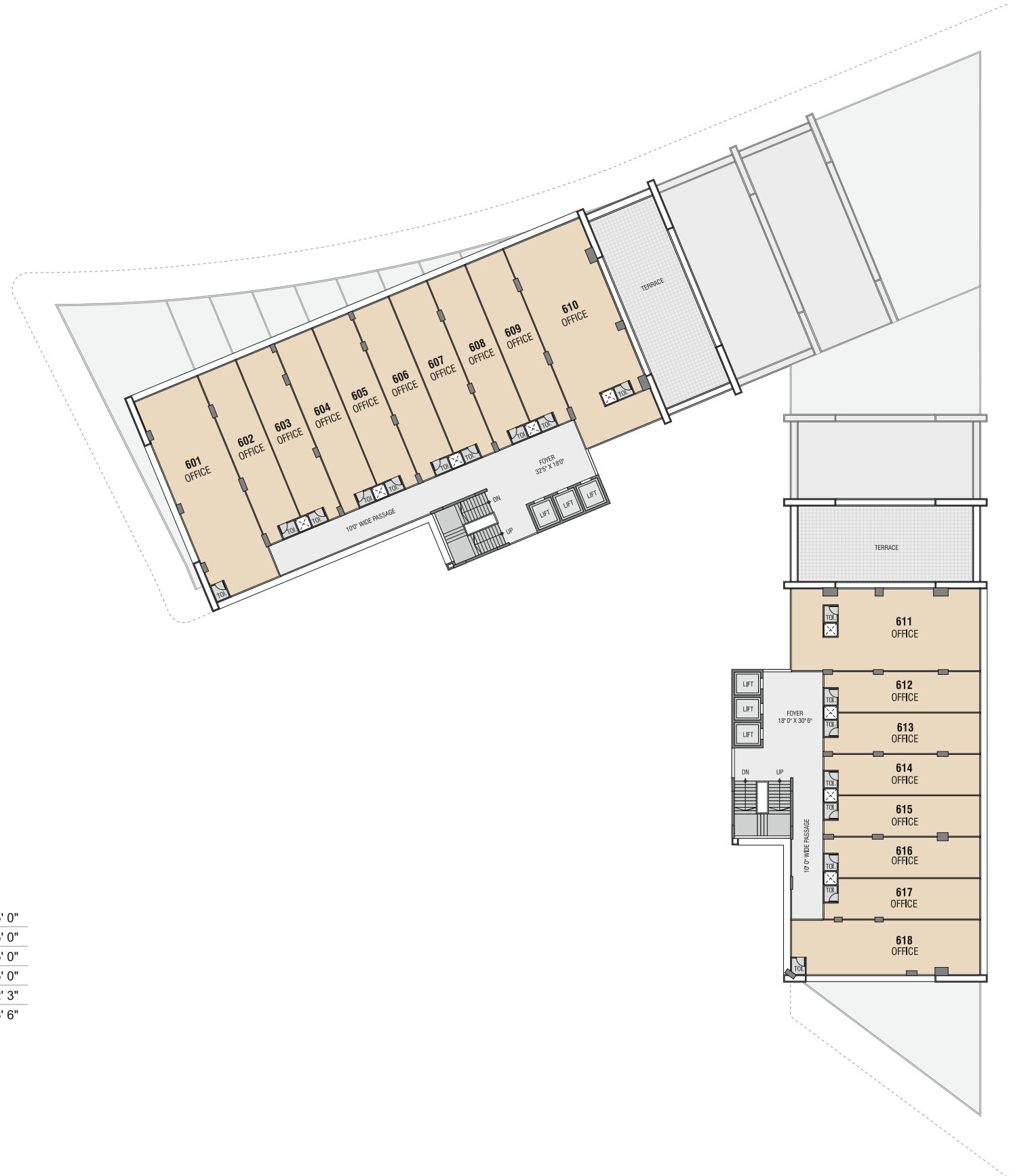
6TH FLOOR

OFFICE



7TH FLOOR

OFFICE



OFFICE

601	20' 3" X 65' 0"
602 to 609	12' 3" X 55' 0"
610	25' 0" X 65' 0"
611	57' 0" X 25' 0"
612 to 618	47' 0" X 12' 3"
619	57' 0" X 16' 6"



OFFICE

701	20' 3" X 65' 0"
702 to 707	12' 3" X 55' 0"
708	25' 0" X 65' 0"
709	47' 0" X 25' 0"
710 to 713	47' 0" X 12' 3"
714	57' 0" X 16' 6"



8TH FLOOR

OFFICE



9TH FLOOR

OFFICE



OFFICE

801	20' 3" X 65' 0"
802 to 808	12' 3" X 55' 0"
809	25' 0" X 45' 6"
810	47' 0" X 25' 0"
811 to 815	47' 0" X 12' 3"
816	57' 0" X 16' 6"



OFFICE

901	20' 3" X 65' 0"
902 to 907	12' 3" X 55' 0"
908	12' 3" X 45' 6"
909	40' 0" X 45' 3"
910	37' 0" X 40' 0"
911 to 915	47' 0" X 12' 3"
916	57' 0" X 16' 6"



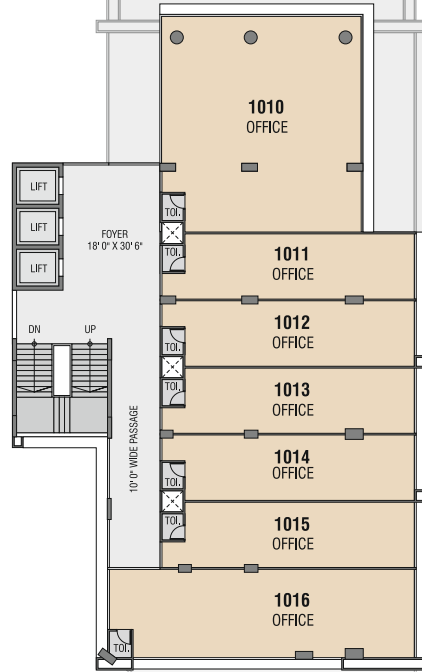
10TH FLOOR

OFFICE



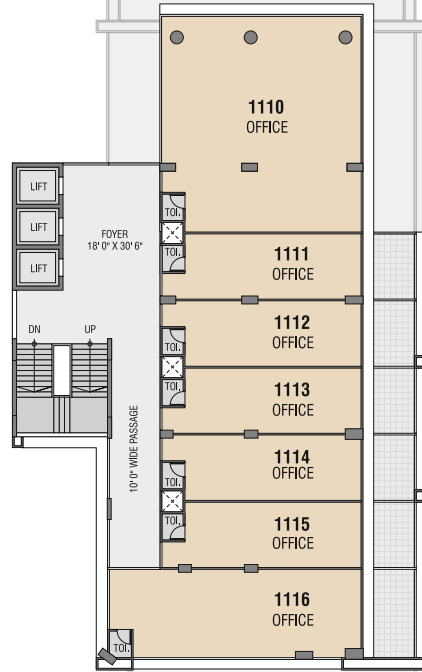
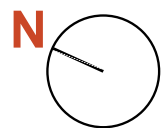
11TH FLOOR

OFFICE



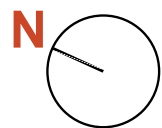
OFFICE


















1001	20' 3" X 65' 0"
1002 to 1007	12' 3" X 55' 0"
1008	25' 0" X 45' 3"
1009	40' 0" X 45' 3"
1010	37' 0" X 40' 0"
1011 to 1015	47' 0" X 12' 3"
1016	57' 0" X 16' 6"




OFFICE

1101	20' 3" X 55' 0"
1102 to 1108	12' 3" X 45' 3"
1109	40' 0" X 45' 3"
1110	37' 0" X 40' 0"
1111 to 1115	47' 0" X 12' 3"
1116	57' 0" X 16' 6"



<p>Premium Features & Unmatched Craftsmanship</p>	<p>Grand 10ft Office Height Enhancing Openness & Elegance.</p> 	<p>Spacious 10ft-Wide Retail & Office Passage Ensuring Seamless Movement & Accessibility.</p> 
<p>Experience the grandeur of 16ft retail ceiling height Designed to elevate your space and enhance visibility.</p> 	<p>11 High-Speed Elevators including dedicated directors' and service elevators with smart card access for security and convenience.</p> 	<p>Adequate Power Supply Sufficient power load allocated to each unit for uninterrupted operations.</p> 
<p>Elegance Meets Durability Interiors adorned with high-grade vitrified tiles, polished granite finishes, and exquisite Italian marble, ensuring a seamless blend of style and strength. Conveniently designated spaces for AC outdoor units.</p> 	<p>Sophisticated Window Finishes Elegant and durable granite window sills for a refined touch.</p> 	<p>Unmatched Spaciousness A grand and airy ambience with 36 meter wide building margins for seamless movement and openness.</p> 
<p>Private Restrooms Each unit features individual restrooms with premium ceramic tiles and high-end sanitary fittings for ultimate convenience.</p> 	<p>Advanced Security System Multi-tier security with 24/7 CCTV surveillance for a safe and secure environment.</p> 	<p>Uninterrupted Power Backup Ensuring smooth operations for common utilities.</p> 
<p>State-of-the-Art Conference Room Professionally designed meeting spaces, ideal for productive discussions and corporate gatherings.</p> 	<p>Dynamic Facade Lighting A striking architectural feature enhancing the building's presence.</p> 	<p>Professional Property Management Dedicated team ensuring seamless upkeep and operations.</p> 
<p>Advanced Fire Safety Features Comprehensive fire protection for a secure workspace.</p> 	<p>Expandable Office Spaces Flexible layouts to scale as your business grows.</p> 	<p>Centralized HVAC Infrastructure Pre-installed HVAC lines across the building ensure effortless climate control for a comfortable and efficient workspace.</p> 

Grand Gateway & Basement Parking
Secure and spacious parking with seamless access.



Unmatched Frontage Advantage
Every commercial shop and office enjoys a prime road-facing view for maximum visibility and business growth.




State-of-the-Art Business Center
Fully equipped conference rooms for seamless meetings.



Cafeteria for a Refreshing Break
A perfect space to unwind and recharge.



Exclusive Terrace Restaurants (Level 3)
Elevate your dining experience with a scenic view.



Dedicated Entry Foyers & Receptions
Grand entrances for office towers, ensuring a professional first impression.

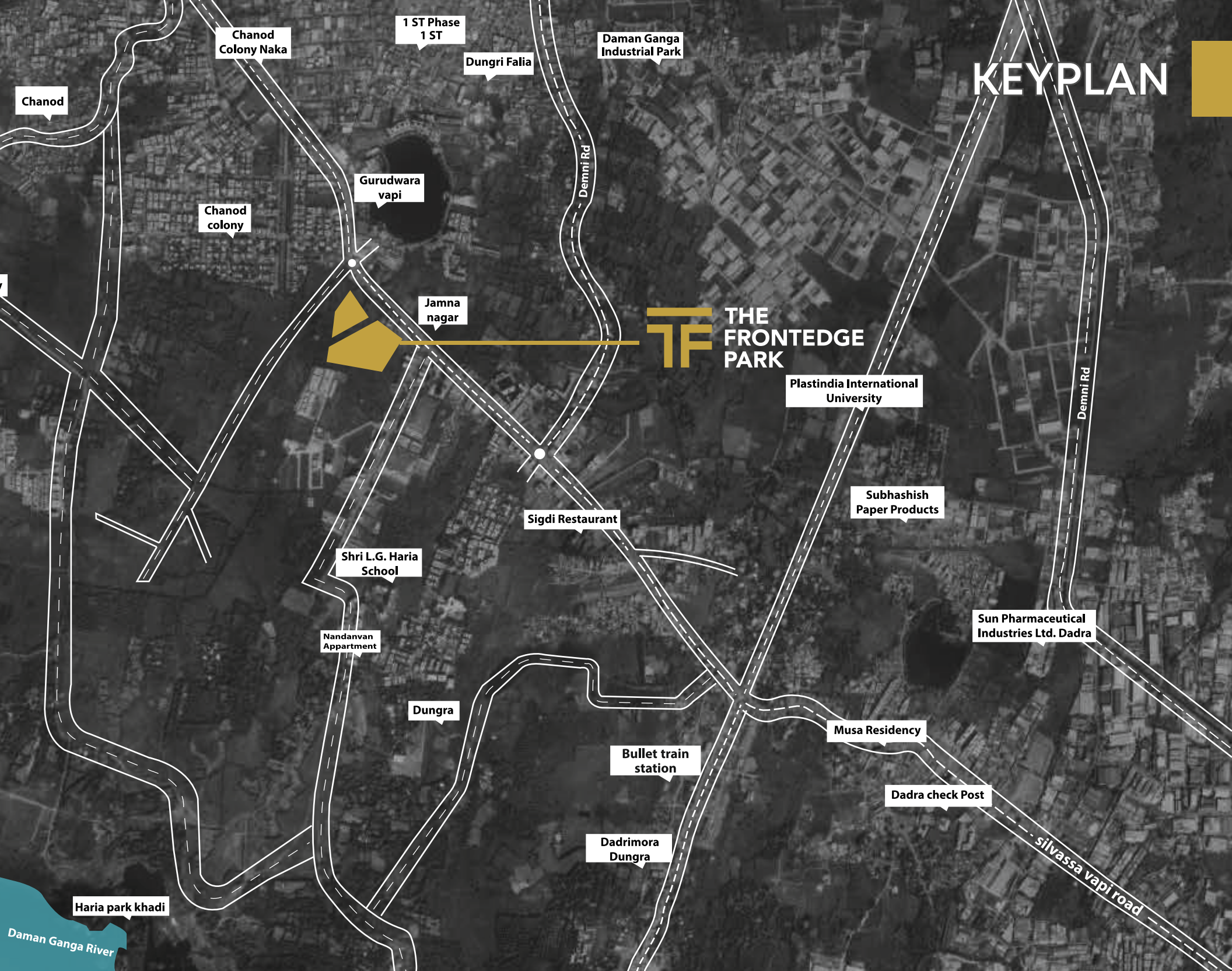


Efficient & Dual-Side Passageways
Thoughtfully designed for easy movement on every office floor, with dual-side passageways on First & Second floors for enhanced accessibility.



Best in Class Amenities for an eventful Business Experience

KEYPLAN



Project by



Developer

SHIV
DEVELOPERS

Architect



Ar. Umang Goswami
Ahmedabad

Contact

72858 51515
72858 51585

Site Address

Survey No 1206, 1208 PI, Jamna Nagar,
Nr Gurudwara, Opp Gam Talav, Silvassa Road,
Dungra, Vapi 396191.
www.arthgroup.co.in

PR/GJ/VALSAD/VAPI/Vapi Municipality/CAA14859/200225/311229